

Bootstrap

ASIST. DIANA ŞOTROPA

Bootstrap

- ❑ front-end framework
- ❑ includes HTML and CSS based design templates for typography, forms, buttons, tables, navigation, modals, image carousels and many other, as well as optional JavaScript plugins
- ❑ gives you the ability to easily create responsive designs

```
<!-- Latest compiled and minified CSS -->
<link rel="stylesheet" href="https://maxcdn.bootstrapcdn.com/bootstrap/3.3.7/css/bootstrap.min.css">

<!-- jQuery library -->
<script src="https://ajax.googleapis.com/ajax/libs/jquery/3.2.0/jquery.min.js"></script>

<!-- Latest compiled JavaScript -->
<script src="https://maxcdn.bootstrapcdn.com/bootstrap/3.3.7/js/bootstrap.min.js"></script>
```

Bootstrap

- ❑ Add the HTML5 doctype

```
<!DOCTYPE html>
```

- ❑ Bootstrap 3 is mobile-first

```
<meta name="viewport" content="width=device-width, initial-scale=1">
```

- ❑ Container

.container class provides a responsive **fixed width container**

.container-fluid class provides a **full width container**, spanning the entire width of the viewport

Bootstrap

span 1	span 1	span 1	span 1	span 1	span 1	span 1	span 1	span 1	span 1	span 1	span 1
span 4				span 4				span 4			
span 4				span 8							
span 6						span 6					
span 12											

Clase

- xs (for phones)
- sm (for tablets)
- md (for desktops)
- lg (for larger desktops)

```
<div class="row">
```

```
<div class="col-*-*"></div>
```

Bootstrap

- ❑ Tag-uri
 - ❑ <small>
 - ❑ <mark>
 - ❑ <abbr>
 - ❑ <blockquote>
 - ❑ <code>
 - ❑ <kbd>
 - ❑ <pre>

Bootstrap

- ❑ Culori text:
 - ❑ .text-muted
 - ❑ .text-primary
 - ❑ .text-success
 - ❑ .text-info
 - ❑ .text-warning
 - ❑ .text-danger
- ❑ Culori fundal:
 - ❑ .bg-primary
 - ❑ .bg-success
 - ❑ .bg-info
 - ❑ .bg-warning
 - ❑ .bg-danger

Bootstrap

- Clase:
- .lead
- .small
- .text-left
- .text-center
- .text-right
- .text-justify
- .text-nowrap
- .text-lowercase
- .text-uppercase
- .text-capitalize
- .list-unstyled
- .list-inline

Bootstrap

- Tabele

- .table

- .table-striped

- .table-bordered

- .table-hover

- .table-condensed

- .table-responsive

- Clase:

- .active

- .success

- .info

- .warning

- .danger

Bootstrap

- ❑ Imagini:
 - ❑ .img-rounded
 - ❑ .img-circle
 - ❑ .img-thumbnail
 - ❑ .thumbnail
- ❑ Video / Iframe
 - ❑ .embed-responsive-item
- ❑ Aspect Ratio
 - ❑ .embed-responsive .embed-responsive-16by9
 - ❑ .embed-responsive .embed-responsive-4by3

Bootstrap

☐ Alertes:

- ☐ .alert

- ☐ .alert-success

- ☐ .alert-info

- ☐ .alert-warning

- ☐ .alert-danger

- ☐ .alert-link

- ☐ .alert-dismissible (then add class="close" and data-dismiss="alert" to a link or a button element)

☐ Efecte

- ☐ .fade

- ☐ .in

Bootstrap

Butoane:

.btn

.btn-default

.btn-primary

.btn-success

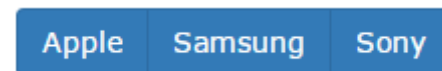
.btn-info

.btn-warning

.btn-danger

.btn-link

.btn-group



Bootstrap

❑ Glyphicons

- ❑ 260 de iconițe
- ❑ `.glyphicon .glyphicon-name`
- ❑ <http://glyphicons.com/>

❑ Indicatori numerici:

- ❑ `.badge`

News **5**

❑ Progress bar:

- ❑ `.progress`
- ❑ `.progress-bar-success`
- ❑ `.progress-bar-info`
- ❑ `.progress-bar-warning`
- ❑ `.progress-bar-danger`
- ❑ `.progress-bar-striped`
- ❑ `.active`




```
<div class="progress">
  <div class="progress-bar" role="progressbar" aria-valuenow="70"
    aria-valuemin="0" aria-valuemax="100" style="width:70%">
    <span class="sr-only">70% Complete</span>
  </div>
</div>
```


Bootstrap

❑ Paginare:

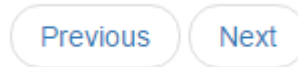
❑ .pagination



❑ .active



❑ .pager



❑ Breadcrumbs

[Home](#) / [Private](#) / [Pictures](#) / [Vacation](#)

❑ Dropdown

❑ .dropdown

❑ To open the dropdown menu, use a button or a link with a class of `.dropdown-toggle` and the `data-toggle="dropdown"` attribute.

❑ .caret

❑ Add the `.dropdown-menu` class to a `` element to actually build the dropdown menu.

Bootstrap

Accordion

- .collapse

- .in

- add the data-toggle="collapse" attribute to an <a> or a <button> element

- add the data-target="#id" attribute to connect the button with the collapsible content

Meniuri

- .navbar

- .navbar-default

- .navbar-inverse

- .navbar-right

- .navbar-btn

- .navbar-form

- .navbar-fixed-top

- .navbar-fixed-bottom

Click Me

Lorem ipsum dolor sit amet,
exercitation ullamco laboris i

Bootstrap

- ❑ Formulare:
 - ❑ Vertical form (this is default)
 - ❑ Horizontal form
 - ❑ Inline form

- ❑ .form-group
- ❑ .form-control
- ❑ .form-inline
- ❑ .form-horizontal
- ❑ .control-label

- ❑ .sr-only – screen readers only

- ❑ .input-group
- ❑ .input-group-addon
- ❑ .input-group-btn

Bootstrap

- ❑ Obiecte media:

- ❑ .media

- ❑ .media-left

- ❑ .media-right

- ❑ .media-body

- ❑ .media-heading

- ❑ .media-top

- ❑ .media-middle

- ❑ .media-bottom

Bootstrap

- ❑ Carusel de imagini
 - ❑ id="myCarousel"
 - ❑ class="carousel"
 - ❑ data-ride="carousel"
 - ❑ .slide

- ❑ .carousel-indicators
 - ❑ data-target="#myCarousel"
 - ❑ data-slide-to

- ❑ .carousel-inner
 - ❑ .item
 - ❑ .active
 - ❑ .carousel-caption

Bootstrap

- ❑ Casuță Popup
 - ❑ data-toggle="modal" opens the modal window
 - ❑ data-target="#myModal" points to the id of the modal

- ❑ .modal
- ❑ .fade
- ❑ role="dialog"
- ❑ .modal-dialog

- ❑ .modal-content
- ❑ .modal-header
- ❑ .modal-body
- ❑ .modal-footer
- ❑ .close

Bootstrap

❑ Tooltip

❑ data-toggle="tooltip"

❑ data-placement="top"

```
<script>
$(document).ready(function(){
  $('[data-toggle="tooltip"]').tooltip();
});
</script>
```

Bootstrap

- ☐ Popover

- ☐ data-toggle="popover"

- ☐ data-placement="top"

```
<script>
$(document).ready(function(){
  $('[data-toggle="popover"]').popover();
});
</script>
```